

Name _____

Pickle Dissection



SAFETY NOTES

Goggles must be worn during the entire investigation.
Use care with scalpel and pins.
Clean equipment and work area completely when finished.

Purpose: To practice proper dissection vocabulary and procedures

Background information: Organisms are described with a special vocabulary. The following are terms that relate to directions on a body:

Anterior: The top or front end of an organism's body, or at or towards the front.

Posterior: The behind or end of an organism, or at or towards the rear.

Dorsal: The back of an organism, or on or towards the back.

Ventral: The bottom of an organism, or on or at the bottom.

Lateral: The sides of an organism.

Basal: The bottom of an elongated structure or towards the base.

Distal: Towards or at the tip farthest away from the base.

Bilateral Symmetry: An organism is bilaterally symmetric if when cut from anterior to posterior the resulting halves are equal. Humans exhibit bilateral symmetry.

Radial Symmetry: An organism is radially symmetric if when cut in half the resulting pieces are not equal. A starfish whose body plan is built upon a circle exhibits radial symmetry.

Exterior – Outside the body


Interior – Inside the body

Materials:

Scalpel	Probe	Dissecting pins	Dissecting pan
---------	-------	-----------------	----------------

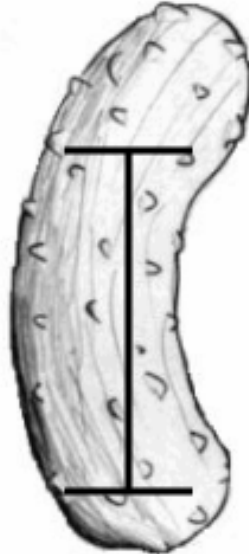
Procedure:

1. Put your pickle in the dissecting tray. Pin the anterior and posterior ends of the pickle to the tray. The head of the pickle is the stem end. Make a diagram of your pickle and label the anterior and posterior ends.




2. Examine the exterior of your pickle. Record your observations.

3. Use the scalpel to open the ventral "body cavity" by making a deep I-shaped incision. This area can be opened like hinged doors to expose the "internal organs."




4. Use dissecting pins to hold the pickle open.
5. Sketch your open pickle, include the interior:



6. Use your probe to carefully remove the seeds without removing the flesh.
Record your observations.

Questions:

1. Label the following parts of the pickle: Anterior, posterior, dorsal, ventral, lateral



2. Does the pickle have bilateral or radial symmetry? _____
3. List two safety precautions to take during dissections. Explain why they are needed.

*Adapted from activities by E. S. La Rosa –<http://www.middleschoolscience.com> and
K. Noonan - <http://www.accessexcellence.org/AE/ATG/data/released/0072-KatharineNoonan/>*